

HideOut™

Flush Mounted Test Station

Fact Sheet

Part# RHTB



The HideOut™ provides easy access to tracer wire in spots where upright posts are not practical. This flush-mounted test station is ideal for areas where mowers are prevalent. The telescoping terminal board makes using it a breeze.


Description:

- 24" total length
- Telescoping terminal board with industry standard 11-hole pattern
- Comes standard with two terminals
- Locking lid
- Integrated metal plate makes the HideOut™ locatable
- Hot Stamped legend is molded into the disk
- Patented TriGrip Anchor™ for securing HideOut™ into ground


Standard Legends

- Warning Gas Pipeline
- Warning Natural Gas Pipeline
- Warning Buried Fiber Optic Cable
- Warning Buried CATV Cable
- Warning Water Pipeline
- Warning Sewer Pipeline

Standard Disk Colors




Options & Add-Ons



Extra Terminals
Part# TS-TERM



Shunt/Jump
Part# TS-SHUNT



Grounded LocatePlate™
Part# EM6300-EXT-KIT-RMS



ISO-Switch™
Part# ISO5T-TPST-NH

